



Quest[®] Password Manager 4.6



What's New

© 2009 Quest Software, Inc. ALL RIGHTS RESERVED.

This guide contains proprietary information protected by copyright. The software described in this guide is furnished under a software license or nondisclosure agreement. This software may be used or copied only in accordance with the terms of the applicable agreement. No part of this guide may be reproduced or transmitted in any form or by any means, electronic or mechanical, including photocopying and recording for any purpose other than the purchaser's personal use without the written permission of Quest Software, Inc.

If you have any questions regarding your potential use of this material, please contact:

Quest Software World Headquarters
LEGAL Dept
5 Polaris Way
Aliso Viejo, CA 92656
USA
www.quest.com
e-mail: legal@quest.com

Refer to our Web site for regional and international office information.

TRADEMARKS

Quest, Quest Software, the Quest Software logo, Aelita, Akonix, AppAssure, Benchmark Factory, Big Brother, ChangeAuditor, DataFactory, DeployDirector, ERDisk, Foglight, Funnel Web, GPOAdmin, I/Watch, Imceda, InLook, IntelliProfile, InTrust, Invertus, IT Dad, I/Watch, JClass, Jint, JProbe, LeccoTech, LiteSpeed, LiveReorg, MessageStats, NBSpool, NetBase, Npulse, NetPro, PassGo, PerformaSure, Quest Central, SharePlex, Sitraka, SmartAlarm, Spotlight, SQL LiteSpeed, SQL Navigator, SQL Watch, SQLab, Stat, StealthCollect, Tag and Follow, Toad, T.O.A.D., Toad World, vAnalyzer, vAutomator, vControl, vConverter, vEssentials, vFoglight, vMigrator, vOptimizer Pro, vPackager, vRanger, vRanger Pro, vReplicator, vSpotlight, vToad, Vintela, Virtual DBA, VizionCore, Vizioncore vAutomation Suite, Vizioncore vEssentials, Xaffire, and XRT are trademarks and registered trademarks of Quest Software, Inc in the United States of America and other countries. Other trademarks and registered trademarks used in this guide are property of their respective owners.

Disclaimer

The information in this document is provided in connection with Quest products. No license, express or implied, by estoppel or otherwise, to any intellectual property right is granted by this document or in connection with the sale of Quest products. **EXCEPT AS SET FORTH IN QUEST'S TERMS AND CONDITIONS AS SPECIFIED IN THE LICENSE AGREEMENT FOR THIS PRODUCT, QUEST ASSUMES NO LIABILITY WHATSOEVER AND DISCLAIMS ANY EXPRESS, IMPLIED OR STATUTORY WARRANTY RELATING TO ITS PRODUCTS INCLUDING, BUT NOT LIMITED TO, THE IMPLIED WARRANTY OF MERCHANTABILITY, FITNESS FOR A PARTICULAR PURPOSE, OR NON-INFRINGEMENT. IN NO EVENT SHALL QUEST BE LIABLE FOR ANY DIRECT, INDIRECT, CONSEQUENTIAL, PUNITIVE, SPECIAL OR INCIDENTAL DAMAGES (INCLUDING, WITHOUT LIMITATION, DAMAGES FOR LOSS OF PROFITS, BUSINESS INTERRUPTION OR LOSS OF INFORMATION) ARISING OUT OF THE USE OR INABILITY TO USE THIS DOCUMENT, EVEN IF QUEST HAS BEEN ADVISED OF THE POSSIBILITY OF SUCH DAMAGES.** Quest makes no representations or warranties with respect to the accuracy or completeness of the contents of this document and reserves the right to make changes to specifications and product descriptions at any time without notice. Quest does not make any commitment to update the information contained in this document.

Quest Password Manager - What's New
Updated - December 07, 2009
Software Version - 4.6

CONTENTS




INTENDED AUDIENCE	5
CONVENTIONS	5
ABOUT QUEST SOFTWARE	6
CONTACTING QUEST SOFTWARE	6
CONTACTING QUEST SUPPORT	6
WHAT'S NEW IN PASSWORD MANAGER 4.6	7
SUPPORT FOR WINDOWS SERVER 2008 R1 AND R2	7
SUPPORT FOR MICROSOFT SQL SERVER 2008 INCLUDING REPORTING SERVICES	7
SUPPORT FOR THE WINDOWS 7 LOGON ARCHITECTURE	7
SUPPORT FOR THE WINDOWS INTERNET EXPLORER 8.0 BROWSER	7
CAPTCHA IMAGE TO PREVENT BOT ATTACKS	7
NEW REPORTS	7
HELPDESK SITE INTEGRATION INTO ACTIVEROLES SERVER WEB INTERFACE	8
EXTENDED QUEST DEFENDER INTEGRATION	8
GRANULAR PASSWORD AGE POLICIES	8
INTEGRATION WITH QUEST QUICK CONNECT	8

Intended Audience

This document has been prepared to assist you in becoming familiar with Quest Password Manager. What's New contains the information required to install and use Quest Password Manager. It is intended for network administrators, consultants, analysts, and any other professionals using the product.

Conventions

In order to help you get the most out of this guide, we have used specific formatting conventions. These conventions apply to procedures, icons, keystrokes and cross-references.

ELEMENT	CONVENTION
Select	This word refers to actions such as choosing or highlighting various interface elements, such as files and radio buttons.
Bolded text	Interface elements that appear in Quest Software products, such as menus and commands.
<i>Italic text</i>	Used for comments.
<i>Bold Italic text</i>	Used for emphasis.
Blue text	Indicates a cross-reference. When viewed in Adobe® Reader®, this format can be used as a hyperlink.
	Used to highlight additional information pertinent to the process being described.
	Used to provide Best Practice information. A best practice details the recommended course of action for the best result.
	Used to highlight processes that should be performed with care.
+	A plus sign between two keystrokes means that you must press them at the same time.
	A pipe sign between elements means that you must select the elements in that particular sequence.

About Quest Software

Quest Software, Inc., a two-time winner of Microsoft's Global Independent Software Vendor Partner of the Year award, delivers innovative products that help organizations get more performance and productivity from their applications, databases Windows infrastructure and virtual environments. Through a deep expertise in IT operations and a continued focus on what works best, Quest helps more than 100,000 customers worldwide meet higher expectations for enterprise IT. Quest's Windows management solutions simplify, automate secure and extend Active Directory, Exchange Server, SharePoint, SQL Server, .NET and Windows Server as well as integrating Unix, Linux and Java into the managed environment. Quest Software can be found in offices around the globe and at www.quest.com.

Contacting Quest Software

E-mail	info@quest.com
Mail	Quest Software, Inc. World Headquarters 5 Polaris Way Aliso Viejo, CA 92656 USA
Web site	www.quest.com

Refer to our Web site for regional and international office information.

Contacting Quest Support

Quest Support is available to customers who have a trial version of a Quest product or who have purchased a commercial version and have a valid maintenance contract. Quest Support provides around the clock coverage with SupportLink, our web self-service. Visit SupportLink at <http://support.quest.com/>

From SupportLink, you can do the following:

- Quickly find thousands of solutions (Knowledgebase articles/documents).
- Download patches and upgrades.
- Seek help from a Support engineer.
- Log and update your case, and check its status.

View the Global Support Guide for a detailed explanation of support programs, online services, contact information, and policy and procedures. The guide is available at [http://support.quest.com/pdfs/Global Support Guide.pdf](http://support.quest.com/pdfs/Global%20Support%20Guide.pdf).

What's New In Password Manager 4.6

This document discusses the new features included in Password Manager version 4.6, as compared to the previous version. For comprehensive information about the new features of Password Manager 4.6, refer to the User Guide available from the Documentation page of the Password Manager CD Autorun window.

Support for Windows Server 2008 R1 and R2

Password Manager can now be installed and used on a computer running Windows Server 2008 R1 or R2.

Support for Microsoft SQL Server 2008 Including Reporting Services

Password Manager uses Microsoft SQL Server to allow administrators to capture and store the application activity information and build reports on how the application is being used. Now, you can have Password Manager use Microsoft SQL Server 2008 to log the data about the everyday activity of Password Manager.

Password Manager ships with a set of predefined reports for SQL Server Reporting Services 2008 administrators can deploy and use to track user registration activity, analyze information about what actions are performed by users in Password Manager, check users' status in Password Manager, view users whose Questions and Answers profiles must be updated, track the statistic information about e-mail notifications sent by Password Manager, and analyze what actions are performed by helpdesk operators.

Support for the Windows 7 Logon Architecture

You can access the self-service functionality of Password Manager from the Windows 7 logon screen. The client-side component of Password Manager, that provides anonymous access to the Self-Service site, has been redesigned to support the logon authentication model in Windows 7.

Support for the Windows Internet Explorer 8.0 Browser

The Windows Internet Explorer 8.0 browser has been added to the list of supported browsers available for users, helpdesk operators, and administrators to access the Password Manager Web interface.

CAPTCHA Image to Prevent Bot Attacks

Now you can have the Self-Service site display a picture with characters and require the user to enter the characters on the picture. This feature provides enhanced protection against automated attacks.

New Reports

Password Manager has been enhanced to include new reports on how the application is being used. You can now track the statistic information about e-mail notifications sent by Password Manager, and analyze what actions are performed by helpdesk operators.

HelpDesk Site Integration into ActiveRoles Server Web Interface

Now you can easily and seamlessly integrate the HelpDesk site of Password Manager into the ActiveRoles Server Web Interface thus providing your helpdesk operators with the ability to comfortably verify user identity, reset or change user passwords, assign passcodes for users, unlock user accounts, and manager user Questions and Answers profiles without leaving the familiar Web UI.

Extended Quest Defender Integration

Now you can configure Password Manager to be used with Defender for authenticating users not only when resetting their passwords or unlocking their accounts, but also when changing user passwords and managing their Questions & Answers profiles to provide increased security.

Quest Defender is a two-factor authentication solution that authenticates users using a one-time password (OTP) generated by a hardware token.

Granular Password Age Policies

Password Manager now provides the ability to configure different password age policies for different user groups. For example, it may be necessary to add minimum and/or maximum password age requirements for certain users in the organization. The administrator can now easily apply a password age policy to users from a certain group or Organizational Unit in a domain.

Integration with Quest Quick Connect

Quick Connect is an application that synchronizes identity related data across multiple identity data sources (called connected systems) and Active Directory utilizing ActiveRoles platform either by schedule or by initiating sync actions on demand.

Quest Password Manager is capable of integrating with Quick Connect to leverage its functionality and enable users, helpdesk operators, and administrators to more efficiently manage passwords across multiple data sources in the enterprise. For the complete list of the data sources supported by Quick Connect, see the documentation for Quick Connect.